

ENVIRONMENTAL INFORMATION ENGIE RESOURCES LLC

GENERATION PRICE

Average price per kWh at different levels of commercial and industrial use. Prices do not include regulated charges for customer service and delivery.

CONTRACT

POWER SOURCES

Demand for electricity from all ENGIE Resources' customers in the period 04/01/2016-06/30/2016 was met by generation from the following sources:

COMMERCIAL

Please refer to your specific contract/offer or contact ENGIE Resources at 1-888-232-6206. Your average generation price will vary according to how much electricity you use. Please refer to your most recent bill for your monthly use and the contract terms and conditions for actual prices.




Minimum Length: Please refer to your specific contract/offer per your term length.

Contract Terms: Varies – Please see your specific contract terms.

POWER SOURCES	KNOWN RESOURCES	SYSTEM POWER	TOTAL
Biodiesel1	0.00	0.00000	0.00000
Biomass	0.00	1.87913	1.87913
Coal	0.00	1.78790	1.78790
Diesel	0.00	1.18921	1.18921
Digester Gas	0.00	0.06603	0.06603
Efficient Resource (Maine)	0.00	0.21162	0.21162
Energy Storage	0.00	0.00000	0.00000
Fuel Cell	0.00	0.23060	0.23060
Geothermal	0.00	0.00013	0.00013
Hydroelectric/Hydropower	0.00	6.65082	6.65082
Hydrokinetic	0.00	0.00132	0.00132
Jet	0.00	0.00086	0.00086
Landfill Gas	0.00	0.58033	0.58033
Municipal Solid Waste	0.00	1.17429	1.17429
Natural Gas	0.00	43.31021	43.31021
Nuclear	0.00	26.90153	26.90153
Oil	0.00	8.32362	8.32362
Solar Photovoltaic	0.00	2.09623	2.09623
Solar Thermal	0.00	0.00010	0.00010
Trash to Energy	0.00	2.08946	2.08946
Wind	0.00	2.11465	2.11465
Wood	0.00	1.38396	1.38396

TOTAL 100.0000

Regional Average through Q(2) (2016)

CO ₂		795.688497
NO _x		0.78751
SO ₂		0.94837

AIR EMISSIONS

Carbon dioxide (CO₂), nitrogen oxide (NO_x) and sulfur dioxide (SO₂) emission rates from these sources, relative to the regional average, and to the emission rates of a new generating unit.

Labor Information

76% of the electricity assigned to this electricity product came from power sources with union contracts with their employees.

NOTES

- Electricity customers in New England are served by an integrated power grid, not by particular generating units.
- Renewable credits and/or alternative compliance purchased based on Massachusetts Renewable Portfolio Standards requirements.

For More Information: ENGIE Resources LLC (Toll-Free) at 1-888-232-6206; www.engieresources.com.
Massachusetts Division of Energy Resources at 1-800-727-1234; <http://www.mass.gov/doer>.

LABEL DESCRIPTION

Generation Price and Contract: For prices and contract terms, refer to your specific contract/offer. See your recent bills to determine average monthly use, and your Terms of Service for additional information.

Power Sources: The electricity you consume comes from the New England power grid, which receives power from a variety of power plants and transmits the power throughout the region as needed to meet the requirements of all customers in New England. When you choose a supplier, that supplier is responsible for generating and/or purchasing power added to the power grid in an amount equivalent to your electricity use. Known Resources include resources that are owned by, or under contract to, the supplier. System Power represents power purchased in the regional electricity market. Biomass refers to power plants that are fueled by wood or other plant matter. Hydro resources of greater than 30 megawatts in size are deemed "large hydro". All other hydro resources are deemed "small hydro". Other Renewable include fuel cells utilizing renewable fuel sources, landfill gas and ocean thermal.

Emissions: Emissions for each of the following pollutants are presented as a percent of the regional average emission rate. The arrow lines represent, for each pollutant, the emission rate for a hypothetical new generation facility.

Carbon Dioxide (CO₂) is released when fossil fuels (e.g. coal, oil and natural gas) are burned. Carbon dioxide, a greenhouse gas, is a major contributor to global warming. **Nitrogen Oxide (NO_x)** forms when fossil fuels and biomass are burned at high temperatures. They contribute to acid rain and ground-level ozone (or smog), and may cause respiratory illness in children with frequent high-level exposure. NO_x also contribute to oxygen deprivation of lakes and coastal waters which is destructive to fish and other animal life. **Sulfur Dioxide (SO₂)** is formed when fuels containing sulfur are burned, primarily coal and oil. Major health effects associated with SO₂ include asthma, respiratory illness and aggravation of existing cardiovascular disease. SO₂ combines with water and oxygen in the atmosphere to form acid rain, which raises the acid level of lakes and streams, and accelerates the decay of building and monuments.

Labor Data: The information on this label regarding whether generators or suppliers operate under collective bargaining agreements is provided to inform you about whether the energy was produced in plants where employee wages and working conditions are mutually determined by employees and management, and protected by union contracts. The information on this label regarding the use of replacement employees during a labor dispute is provided to inform you of whether or not a generator or supplier during a strike by or lock-out of its employees has replaced them with other works.